










Supported Hard- and Software

Drones	Free License	Starter License	Professional License	Enterprise License
DJI Phantom Series				
 DJI Phantom 3 Pro	✓	✓	✓	✓
DJI Phantom 3 Advanced	✓	✓	✓	✓
DJI Phantom 3 4K	✓	✓	✓	✓
DJI Phantom 3S	✗	✗	✗	✗
DJI Phantom 3SE	✗	✗	✗	✗
DJI Phantom 4	✓	✓	✓	✓
DJI Phantom 4 Pro	✓	✓	✓	✓
DJI Phantom 4 Advanced	✓	✓	✓	✓
DJI Phantom 4 RTK with SDK RC	—	—	✓	✓
DJI Phantom 4 RTK with the non-SDK RC	✗	✗	✗	✗
DJI Phantom 4 Professional Plus (P4P+)	✗	✗	✗	✗
DJI Mavic Series				
 DJI Mavic Mini	✓	✓	✓	✓
DJI Mavic Mini 2*	🔍	🔍	🔍	🔍
DJI Mavic Air	✓	✓	✓	✓
DJI Mavic Air 2	🚧	🚧	🚧	🚧
DJI Mavic Pro	✓	✓	✓	✓
DJI Mavic 2 Pro	✓	✓	✓	✓
DJI Mavic 2 Zoom	✓	✓	✓	✓
DJI Mavic 2 Enterprise	—	✓	✓	✓
DJI Mavic 2 Enterprise Dual	—	✓	✓	✓
DJI Mavic 2 Enterprise Advanced*	🔍	🔍	🔍	🔍

* We still await DJI to release the SDK support for this drone to enable an integration.

Drones		Free License	Starter License	Professional License	Enterprise License
	DJI Inspire Series				
	DJI Inspire 1	—	✓	✓	✓
	DJI Inspire 2	—	✓	✓	✓
	DJI Matrice Series				
	DJI Matrice 100	—	—	✓	✓
	DJI Matrice 200	—	—	✓	✓
	DJI Matrice 210	—	—	✓	✓
	DJI Matrice 210 RTK	—	—	✓	✓
	DJI Matrice 600	—	—	✓	✓
	DJI Matrice 300	—	—		
	DJI Spark Series				
	DJI Spark with RC	✓	✓	✓	✓
	DJI Spark without RC	✗	✗	✗	✗

Mobile Devices (also built into remote controllers)

Devices with Android 5 to 10	✓	
Devices with iOS		
DJI CrystalSky	✓	Follow crystal sky installation instructions: cs.droneharmony.com
DJI Smart Controller (Mavic 2, Matrice 300)		
DJI Phantom 4 Professional Plus (P4P+) Remote controller	?	Follow crystal sky installation instructions: cs.droneharmony.com

Our Device Recommendations

SM-T395 Samsung Galaxy Tab Active 2	✓	a bit bulky
SM-T835 Samsung Galaxy Tab S4	✓	a bit expensive
Samsung Tab A	✓	a cheaper option

Hardware conflicts (with DJI libraries)

Intel chipset devices	✗	
Asus	?	Supported only with ARM chipsets

Cameras

Inspire 1 Inspire 2 ** Matrice 100 Matrice 200 ** Matrice 210 Matrice 600 Matrice 300

Hardware

Zenmuse x3	✔	×	✔	×	×	×	×
Zenmuse z3	✔	×	×	×	×	×	×
Zenmuse x4s	✔	×	×	×	×	×	×
Zenmuse x5	✔	×	×	×	×	×	×
Zenmuse x5s	×	✔	×	✔	✔	×	×
Zenmuse x7s *	×	✔	×	✔	✔	×	×
Zenmuse XT2 ***	×	×	×	✔	✔	×	
Zenmuse Z30	×	×	?	?	?	?	?
Zenmuse H20	×	×	×	×	×	×	
Zenmuse H20T	×	×	×	×	×	×	
Custom Camera ****	×	×	?	×	×	✔	?


* For X7S the following lenses are supported: 16mm, 24mm, 35mm, 50mm

** For Inspire 2 and M200 when using the X7 camera choose the M210 drone for planning missions.

*** For XT2 we assume the 640x512 sensor with 25 mm lens. This gives horizontal angle of 25 degrees and 20 vertical angle. Until we have support of changeable lenses input, we assume the narrowest possible lens (this gives in worst case more overlap than needed). There is a way to plan for a specific angles, if you select the m600 drone profile, then you can plan for custom camera angles. Other DJI lens angles can be found here: www.dji.com/zenmuse-xt2/specs

**** To configure custom camera angles go to menu / general / settings / Custom camera section.

Legend

- ✔ Supported by this DH license
- ✗ DJI does not offer 3rd party software support
- 🔍 Awaiting Release / Checking compatibility
- Not supported under this DH license
-  Support in development
- ❓ Not tested, might work

**PLEASE CONTACT US FOR
MORE DETAILED INFORMATION**

contact@droneharmony.com
droneharmony.com

